

MAKE YOUR DREAM BATHROOM A REALITY



THE UK'S NO.1
BATHROOM
WALL PANEL



 **MULTIPANEL®**


Tile

Pure

Linda Barker
LINDA BARKER

CONTEMPORARY

CLASSIC



BEAUTIFUL TILE PATTERNS



SHEER COLOURS & TEXTURES



MODERN & STYLISH



ELEGANCE & COMFORT



TIMELESS CLASSICS

52

CLICK FLOORING

54

ACCESSORIES

ELEGANT SOLUTIONS FOR STYLISH BATHROOMS

Create beautiful spaces with Multipanel waterproof bathroom wall panels, the luxurious and modern way to decorate your bathroom. Our wall panel collections come in a range of sizes and finishes, including tile, marble, stone and wood, offering a range of design possibilities to suit bathrooms of all shapes and sizes.

Hydrolock®, our unique tongue and groove installation system, makes it possible to join panels together without the need for profiles to create a smooth, almost seamless expanse of waterproof walls which will stay pristine for years to come.



REFRESH YOUR BATHROOM, CREATE YOUR DREAM HOME

Levanto Marble
Tile Collection - Herringbone

Monument Grey
Tile Collection - Metro



Visit our website to plan your new bathroom and order samples.

STYLE GUIDE

Create the perfect pairing with decorative panels from our Tile, Pure, Linda Barker, Contemporary and Classic Collections with the subtle plain tones from the Pure Collection to create a bathroom design that is uniquely yours.

We've carefully selected our favourite combinations to help you create your dream bathroom. How will you pair yours?



Example of a creative combination: Sage Green from the Pure Collection combined with White Gypsum large tile and Alpine White metro tile from the Tile Collection. Floor is Monza from Tile - Grout Edge range.

CREATE YOUR OWN DESIGN

Use our Room Visualiser to bring your ideas to life at multipanel.co.uk/visualiser

STEP 1

CHOOSE YOUR FAVOURITE DECOR

Start by choosing your favourite décors from the Tile, Linda Barker, Contemporary, Classic or the marble and mineral décors from the Pure Collection

STEP 2

FIND THE PERFECT PAIRING

Select a plain colour from the Pure Collection to combine with your feature wall decor

STEP 3

SEAL THE JOB

Match your profile colour to your shower enclosure and shower fittings (see page 54). Seal your installation using one of our colour match sealants (see page 56)

STEP 4

FINISHING TOUCHES

Complete your dream bathroom with our selection of flooring. From tile to chevron, there's a finish for every taste (see page 52)

FEATURE WALL DECOR CHOICE

Decor Collection	Senora Stone Contemporary	Misty Blue Tile Metro	Black Pietra Linda Barker	Antique Rose Tile Herringbone	Alpine White
Decor Collection	Stone Elements Linda Barker	Levanto Marble Tile Large	Cappuccino Stone Classic	Onyx Marble Linda Barker	White Grey
Decor Collection	Sage Green Tile Herringbone	Siena Marble Linda Barker	Concrete Elements Linda Barker	Corten Elements Linda Barker	Taupe Grey
Decor Collection	Salvaged Planked Elm Linda Barker	White Terrazzo Tile Large	Calacatta Marble Linda Barker	White Gypsum Tile Large	Sage Green
Decor Collection	White Mineral Pure	Jupiter Silver Contemporary	Bianca Luna Linda Barker	Alpine White Tile Metro	Dust Grey

WHY MULTIPANEL®?

OUR COMPANY

Since 1881, Grant Westfield has been dedicated to manufacturing exceptional interior building products in Edinburgh. Throughout the course of over 140 years, successive generations have upheld a shared passion for craftsmanship, high quality, and innovation. In 2003, we introduced Multipanel, the United Kingdom's leading bathroom wall panel and in over two decades sales have grown to over 1 million square metres per year.

The launch of the Multipanel range aimed to offer a contemporary alternative to traditional tiles—one that not only boasts an appealing aesthetic but also ensures effortless installation and convenient maintenance. The range has evolved significantly, now encompassing an extensive selection of cutting-edge designs. From trendy plain colours to realistic material reproductions, and most recently, our award winning Tile Collection, with many advantages.



Watch a video of Multipanel's manufacturing process

QUALITY

Our reputation is built on the exceptional quality of our products. We have full confidence in their durability, which is why we offer a comprehensive 30-year warranty. To ensure the highest quality, our raw materials undergo meticulous testing to ensure compatibility with our precise Hydrolock® joint. Our commitment to excellence extends across all aspects of our business, as demonstrated by our ISO 9001:2015 certification for quality management and our ISO 14001 certification for environmental management.



Easy to keep clean



Quick and easy to install



Fully waterproof



Grout free installation



Can be installed over tiles

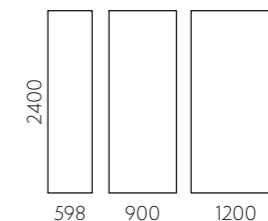


HYDROLOCK®

We created Hydrolock® to enhance the visual impact of our wall panels. Precisely engineered, the Hydrolock® edge allows panels to be joined together, without the use of mid-joints, to create a smooth, almost seamless expanse of waterproof walls. With an industry leading 6mm tolerance, for fitting over uneven walls, Hydrolock® panels are easy to install and produce a great finish every time.

Hydrolock® panels are available in a range of widths for ease of installation;

2400 x 598 mm
2400 x 900 mm
2400 x 1200 mm



The Hydrolock® joint reduces the finished face by 18mm i.e. 2400mm x 1200mm becomes 2400 x 1182mm. Straight edge panels are also available.



View our Hydrolock 6mm tolerance in action

PANELS V TILES

Style and design are key to creating the bathroom of your dreams. Multipanel luxurious bathroom wall panels offer a modern alternative to tiles that are stylish and on trend, as well as providing more practical benefits listed below:

	Multipanel	Traditional Tiles
Fully waterproof	✓	✓
No grout required	✓	X
Resistant to mould	✓	X
Quick and easy installation	✓	X
30 year warranty	✓	X
Made from sustainable materials	✓	?
Made in UK	✓	?

30 YEAR WARRANTY

Backed by over 20 years of product research and development, we're confident that our wall panels and click flooring can deliver superior quality and durability, which is why they are equipped with a 30-year warranty.

- Declaration of Performance (DOP) documents are available at multipanel.co.uk
- Installation guidelines and full details on each product warranty can be downloaded from multipanel.co.uk, or emailed on request
- Multipanel High Grab Panel Adhesive/Sealant must be used and is available to order from your local distributor or showroom
- Multipanel 30 year warranty* covers the unlikely failure of the product, and will be invalid if any published installation and care guidelines are deemed not to have been followed

*Applies to all Multipanel Wall Panels and Click Flooring
Full warranty details for all products are available at multipanel.co.uk/30-year-warranty

SUSTAINABLE MULTIPANEL

MADE IN BRITAIN

We're proud members of Made in Britain and all Multipanel wall panels are manufactured in our Edinburgh factory. We source over 90% of our raw materials from the UK & Ireland, supporting the local economy and minimising our impact on the environment.

FSC®-CERTIFIED

Multipanel is FSC®-certified. This ensures the timber we use originates from responsibly managed forests and other controlled sources, and our finished products comply with globally recognised ecological, social and economic standards for complete customer assurance on responsible sourcing.

RECYCLABLE PRODUCT

Our panels are 100% recyclable and we recycle 99% of post-production waste into biomass materials. We've also achieved ISO 14001, demonstrating our commitment to the environment.

Read more on our sustainability initiatives at multipanel.co.uk/sustainable-multipanel

EPD

We're proud to have obtained an Environmental Product Declaration (EPD) for all our UK Multipanel collections. The EPD covers environmental impacts from cradle to grave and has been independently verified to help you choose products that support carbon emission reduction.

Read more on our EPD at multipanel.co.uk/EPD



White Gypsum
Tile Collection - Large

Prespa - Chevron
Click Flooring

Using Multipanel
instead of tiles reduces
CO₂ emissions by 60%.





By buying
Multipanel® you
help to take care of
the world's forests.

Look for our FSC®-
certified products

Tile

AWARD WINNING LOOKS LIKE TILE, PERFORMS LIKE A PANEL

If you love the appearance of traditional tiles but are tired of living with the maintenance of grout, the Multipanel Tile Collection is for you. Using the very latest in manufacturing technology, we etch a 2.5mm pale grey grout line into our Tile Collection décors.



Sage Green
Tile Collection - Herringbone

Antique Rose
Pure Collection

CHOOSE YOUR
PATTERN, CHOOSE
YOUR COLOUR
AND CREATE YOUR
UNIQUE VISION

BOLD & COLOURFUL

Add character to your bathroom with a
pop of colour that's vibrant and exciting



Misty Blue
Tile Collection - Metro

Levanto Marble
Pure Collection

Tile

OPT FOR BRIGHTER
SHADES TO
ACCENTUATE
YOUR STYLE AS A
SPLASHBACK OR
FEATURE WALL




Sage Green
Tile Collection - Herringbone

Salvaged Planked Elm
Linda Barker Collection

Rimini - Tile Standard
Click Flooring

Tile Large




The Large Tile Collection has been designed to create the illusion of depth and open space and looks stunning in spacious and compact bathrooms alike. Explore our range of matt, cool-toned neutrals or our spectacular marbles and mineral effects.



Dust Grey
Tile Collection - Large

Alpine White
Tile Collection - Large



Tile Large



Antique Rose
Tile Collection - Large

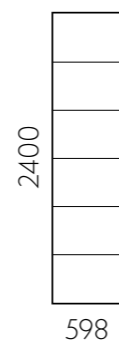
PANEL SIZE INFORMATION

Panels in the Tile Collection are 598mm wide and all feature our Hydrolock® edge.

All panels are 11mm thick.


Tile size is 580mm x 400mm with a 2.5mm grout line.

Please note that the Hydrolock® edge reduces the finished face of the panel by 18mm, i.e. 2400mm x 598mm becomes 2400mm x 580mm.




MARBLE


These marble décors each have a beautiful variation in shades from the grey nuances of Valmasino, the crystalline marbling of Levanto through to the lively Terrazzo, each with a beautiful textured finish.



Levanto Marble*
MT812




Valmasino Marble*
MT074



White Terrazzo*
MT020

MINERAL


These décors combine the characteristics of different materials; think concrete, granite and quartz, finished with a beautiful velvety feel.




White Mineral*
MT486



Grey Mineral*
MT487




Black Mineral*
MT490



White Gypsum*
MT637

COLOUR


These solid, bold colours offer a strong neutral palette and work well on their own or when combined. The smooth matt finish is very on-trend.




Alpine White*
MT1100




Dust Grey*
MT732




Monument Grey*
MT780




Antique Rose*
MT325




Misty Blue*
MT502



White Grey*
MT775



Sage Green*
MT638



Taupe Grey*
MT750

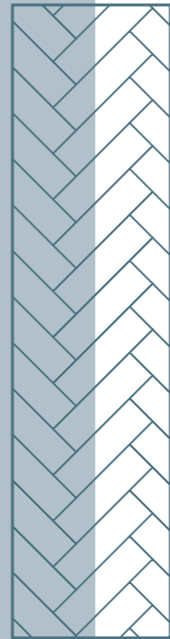
We recommend the use of our light grey sealant, it perfectly matches the grout colour in the Tile Collection.

*These panels are also available without a tile effect in our Pure Collection on Page 28.


The products on this page are FSC®-certified

Tile

Herringbone



Add a touch of sophistication to your bathroom with Multipanel herringbone wall panels. This elegant design looks stunning when installed at full or half height and are available in a range of eye-catching finishes to help you capture this trending style in your home.



Alpine White
Tile Collection - Herringbone

Black Pietra
Linda Barker Collection

Tile Herringbone



Monument Grey
Tile Collection - Herringbone

Sage Green
Pure Collection

PANEL SIZE INFORMATION

Panels in the Tile Collection are 598mm wide and all feature our Hydrolock® edge.

All panels are 11mm thick.

Tile size is 410mm x 123mm with a 2.5mm grout line.

Please note that the Hydrolock® edge reduces the finished face of the panel by 18mm, i.e. 2400mm x 598mm becomes 2400mm x 580mm.



MARBLE

Levanto marble creates a timeless effect, displaying a range of shades from grey to a subtle blush pink. The sleek matt finish of this tile effect panel adds an elegant touch to any bathroom.




Levanto Marble*
MT812H

COLOUR

These solid, bold colours offer a strong neutral palette and work well on their own or when combined. The smooth matt finish is very on-trend.




Alpine White*
MT1100H



Dust Grey*
MT732H




Monument Grey*
MT780H



Antique Rose*
MT325H




Misty Blue*
MT502H



White Grey*
MT775H



Sage Green*
MT638H




Taupe Grey*
MT750H

We recommend the use of our light grey sealant, it perfectly matches the grout colour in the Tile Collection.

*These panels are also available without a tile effect in our Pure Collection on Page 28.

The products on this page are FSC®-certified

Tile Metro



Our metro tile wall panels bring a sleek, contemporary look finish to your bathroom.

Metro tiles are a timeless tile design reminiscent of the London Underground. This pattern looks great when installed half-height and also as an eye-catching feature wall.



Sage Green
Tile Collection - Metro

White Grey
Pure Collection

Tile Metro



Misty Blue
Tile Collection - Metro

Driftwood Grey Oak - Timber
Click Flooring


PANEL SIZE INFORMATION

Panels in the Tile Collection are 598mm wide and all feature our Hydrolock® edge.

All panels are 11mm thick.


Tile size is 191mm x 97mm with a 2.5mm grout line.

Please note that the Hydrolock® edge reduces the finished face of the panel by 18mm, i.e. 2400mm x 598mm becomes 2400mm x 580mm.



MARBLE


Levanto marble creates a timeless effect, displaying a range of shades from grey to a subtle blush pink. The sleek matt finish of this tile effect panel adds an elegant touch to any bathroom.




Levanto Marble*
MT812M

COLOUR


These solid, bold colours offer a strong neutral palette and work well on their own or when combined. The smooth matt finish is very on-trend.




Alpine White*
MT1100M




Dust Grey*
MT732M




Monument Grey*
MT780M




Antique Rose*
MT325M




Misty Blue*
MT502M



White Grey*
MT775M



Sage Green*
MT638M



Taupe Grey*
MT750M

We recommend the use of our light grey sealant, it perfectly matches the grout colour in the Tile Collection.


**These panels are also available without a tile effect in our Pure Collection on Page 28.*

The products on this page are FSC®-certified


Pure

CLEAN, SHEER DÉCORS OF PURE COLOUR & CLASSIC TEXTURES

The Pure Collection includes on-trend designs and textures for a sleek, elegant look. Renovate your bathroom with our stylish, neutral earth tones or add a touch of colour to your walls with our pinks and blues. If you're looking to recreate a luxurious look instead, check out our mineral décors and bestselling marble effects.



Taupe Grey
Pure Collection



Rimini - Tile Standard
Click Flooring



Taupe Grey
Pure Collection

White Mineral
Pure Collection

Bolsena - Chevron
Click Flooring

COMBINE SUBTLE
TONES AND
NATURAL TEXTURES
FOR A SERENE
SANCTUARY

BOTANICAL BATHROOMS

Radiate a sense of calmness in your home that's fresh and inviting

Pure

CREATE AN
INDOOR OASIS
WITH HANGING
PLANTS AND
WOODEN FINISHES



White Gypsum
Pure Collection

Pure



Levanto Marble
Pure Collection

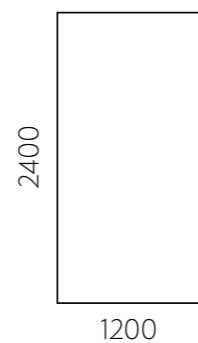
Alpine White
Tile Collection - Metro

PANEL SIZE INFORMATION

Panels in the Pure Collection are 1200mm wide only. 2400 x 1200mm (Hydrolock® and straight edge).

All panels are 11mm thick.

Please note the Hydrolock® joint reduces the finished face by 18mm i.e. 2400mm x 1200mm becomes 2400 x 1182mm.




MARBLE


These marble décors each have a beautiful variation in shades from the grey nuances of Valmasino, the crystalline marbling of Levanto through to the lively Terrazzo, each with a beautiful textured finish.



Levanto Marble*
MP812




Valmasino Marble*
MP074



White Terrazzo*
MP020

MINERAL


These décors combine the characteristics of different materials; think concrete, granite and quartz, finished with a beautiful velvety feel.



White Mineral*
MP486



Grey Mineral*
MP487




Black Mineral*
MP490



White Gypsum*
MP637

COLOUR

These solid, bold colours offer a strong neutral palette and work well on their own or when combined. The smooth matt finish is very on-trend.



Alpine White*
MP1100



Dust Grey*
MP732




Monument Grey*
MP780



Antique Rose*
MP325



Misty Blue*
MP502



White Grey*
MP775



Sage Green*
MP638



Taupe Grey*
MP750

*These panels are also available with a tile effect in our Tile Collection on Page 12.

The products on this page are FSC®-certified

Linda Barker

L I N D A B A R K E R

ADD A TOUCH OF LUXURY

Curated by interior designer Linda Barker and exclusive to Multipanel, the collection is inspired by the natural world with marble, granite and wood panels that look and feel authentic.



Salvaged Planked Elm
Linda Barker Collection

MIX & MATCH TONE
AND TEXTURES TO
CREATE YOUR VERY
OWN IDYLIC SPA
BATHROOM

Black Pietra
Linda Barker Collection

Levanto Marble
Tile Collection - Large

Vicenza - Tile Grout Edge
Click Flooring



Calacatta Marble
Linda Barker Collection



SPA BATHROOMS

Elevate your home into a modern and luxurious haven that oozes sophistication

OPT FOR NEUTRAL
COLOUR PALETTES
COMBINED WITH
BOLD FEATURE
WALLS

Linda Barker
LINDA BARKER



Stone Elements
Linda Barker Collection

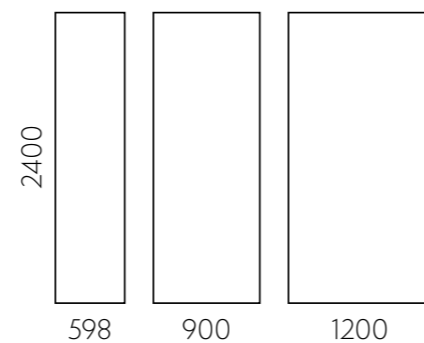
PANEL SIZE INFORMATION

Panels are available in a range of widths for ease of installation and in Hydrolock® and straight edge;

- 2400 x 598 mm
- 2400 x 900 mm
- 2400 x 1200 mm

All panels are 11mm thick.

The Hydrolock® joint reduces the finished face by 18mm i.e. 2400mm x 1200mm becomes 2400 x 1182mm.



MARBLE

These panels emulate the look and feel of real slabs of marble, helping you to achieve a truly luxurious, high end look.




Calacatta Marble
3460



Bianca Luna
3421



Onyx Marble
5545



Siena Marble
095



Black Pietra
206

ELEMENTS

These textured panels feel and look like real stone, steel and mineral elements - perfect for achieving an ultra-modern industrial look.



Stone Elements
8831



Concrete Elements
8830



Corten Elements
8832



Graphite Elements
8833

WOOD

With a softly weathered look, these panels will transform your bathroom into a place of calm and tranquillity, allowing you to bring outdoor elements indoors.



Salvaged Planked Elm
9480



Concrete Formwood
6362

CONTEMPORARY

ELEGANCE AND COMFORT INSPIRED BY NATURE

Transform your bathroom into an oasis of tranquillity with the Contemporary Collection. From textured stone to creamy marble with delicate veins, the neutral colours and textures in this collection are designed to evoke a sense of peace.



Jupiter Silver
Contemporary Collection

Como - Chevron
Click Flooring

COMBINE SUBTLE
TONES AND
CLEAN LINES FOR
A MINIMALISTIC
FINISH

Marfil Cream
Contemporary Collection

Como - Chevron
Click Flooring



Senora Stone
Contemporary Collection



NEUTRAL BATHROOMS

Create a relaxing and inviting space
that's timeless and elegant

ENJOY REVITALISING
MORNING RITUALS
AND SOOTHING
EVENING ESCAPES

CONTEMPORARY

CONTEMPORARY



Arctic Stone
Contemporary Collection

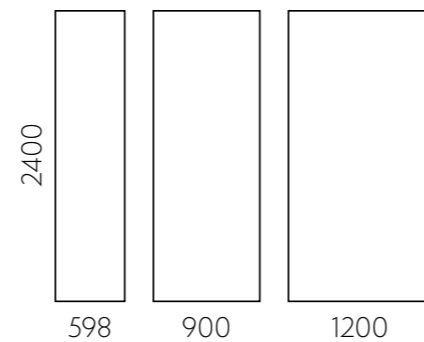
PANEL SIZE INFORMATION

Panels are available in a range of widths for ease of installation and in Hydrolock® and straight edge;


- 2400 x 598 mm
- 2400 x 900 mm
- 2400 x 1200 mm

All panels are 11mm thick.

The Hydrolock® joint reduces the finished face by 18mm i.e. 2400mm x 1200mm becomes 2400 x 1182mm.



These décors provide the appearance of solid real stone without the associated price tag. Not only are our stone effect panels great value, their light weight nature makes them quick and easy to install - unlike real stone panelling.



Marfil Cream
9477



Jupiter Silver
5031



Arctic Stone
3331



Senora Stone
041




Tavolo Taupe
127

CLASSIC

EARTH, STONE & GLOSS PANELS
FEATURE IN THIS TIMELESS
COLLECTION

With a range of gloss or textured finishes, including natural stone, precious stone and marble, the Classic Collection contains a range of designs to suit any bathroom.



Riven Slate
Classic Collection

Bolsena - Chevron
Click Flooring



White Snow
Classic Collection

Grey Mineral
Pure Collection

Solerno - Tile Grout Edge
Click Flooring

RELAX AND
UNWIND WITH
ELEGANT FINISHES
FOR THAT MUCH
NEEDED 'ME TIME'

MINIMALIST BATHROOMS

Maximise serenity with the less is more approach

CREATE A SENSE OF
WELL-BEING WITH
FRESH, MODERN
AND CLEAN SPACES

CLASSIC



Classic Marble
Classic Collection

CLASSIC



Cappuccino Stone
Classic Collection

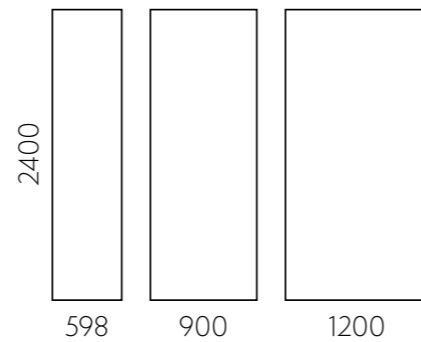
PANEL SIZE INFORMATION

Panels are available in a range of widths for ease of installation Hydrolock® and straight edge;

- 2400 x 598 mm
- 2400 x 900 mm
- 2400 x 1200 mm


All panels are 11mm thick.

The Hydrolock® joint reduces the finished face by 18mm i.e. 2400mm x 1200mm becomes 2400 x 1182mm.



MARBLE


These on-trend marble-effect panels allow you to achieve a luxurious, polished look. Their distinctive grey veining makes them unique yet elegant.




Classic Marble
M141



Antique Marble
701



Grey Marble
M139



Riven Marble
9241

SPARKLES

Add a touch of magic to your bathroom with a touch of shimmer. These panels feature reflective sparkles, catching the light and bouncing a vibrant mix of colours throughout the room.



Stardust
9930




White Snow
9923



Blizzard
G030

STONE


These panels provide a crisp, clean finish to any space. Opt for classic white tones, or bold blacks for a dramatic look.



Riven Slate
2859



Cappuccino Stone
7256



Travertine
2104

TIMELESS

Our timeless Frost White and Natural White panels are effortlessly chosen and incredibly easy to live with. These panels have the power to rejuvenate any bathroom, adding a fresh and enduring appeal.



Frost White
M049



Natural White
G85



Rimini
Tiles - Standard



Salerno
Tiles - Grout Edge



Bolsena
Chevron

CLICK FLOORING

Luxury tile, stone and wood effect LVT vinyl flooring that offers all the chic styling of ceramics and engineered wood with the added benefit of simplified click installation.

- No need for adhesives or underlay
- 0.5mm wear layer
- R10 slip resistance
- Not suitable for areas exposed to direct sunlight for prolonged periods
- 30 year warranty*



*For full warranty terms and conditions please visit our website.



Scan to view our Click Flooring range

TIMBER

These beautiful woods will instantly add luxury to your interiors. Choose from the traditional Markham Calhoun Oak or the richness of Aspen Oak. If you're looking for a more minimalist look choose Driftwood Grey Oak. Wood planks are supplied in packs of 8, each 1210 x 190mm.*



Markham Calhoun Oak
MDCCMAR



Aspen Oak
MDCCASP




Driftwood Grey Oak
MDCDGO 1210 x 220mm

*Except Driftwood Grey Oak, in packs of 7, each 1210 x 220mm

TILE - STANDARD


Add a luxurious touch to your home with these luxury vinyl tiles, designed to mimic the natural beauty of real stone and marble. Tiles are supplied in packs of 10, each 605 x 304mm.



Rimini
MDCRIM



Sicilia
MDCSIC



Urban Anthracite Grey
MDCUAG

TILE - GROUT EDGE

Our luxury marble and stone tile vinyl flooring features a complementary grout line, creating the appearance of tiles with the added benefit of simplified click installation. Tiles are supplied in packs of 9, each 604 x 302mm.



Monza
MDCMON



Salerno
MDCSAL



Vicenza
MDCVIC

CHEVRON

A modern on-trend geometric patterned flooring that once laid, creates a contentious 'v' shape known as chevron. With the range of tones, hues and colours, chevron wood floors can be worked seamlessly into any home. Each piece of flooring has 8 segment planks and is supplied in packs of 8 938.5x305mm with 4 left and 4 right panels.



Bolsena
MDCBOL



Prespa
MDCPRE



Como
MDCCOM

DIMENSIONS AND FLOOR COVERAGE

	Timber	Tile - Standard	Tile - Grout Edge	Chevron
Tile/Plank Size (mm)	1210 x 190	605 x 304	604 x 302	938.5 x 305
Thickness (mm)	5	5	6	7.3
Pieces per Pack	8	10	9	8
M ² per Pack	1.84*	1.84	1.64	2.29

*Except Driftwood Grey Oak, 1.86m²

The pattern on Multipanel Floors, (Click Tiles) varies between tiles to ensure the most realistic effect is created across the whole installation. Therefore a single sample may not represent the overall effect once the floor is laid.

ACCESSORIES



Corten Elements
Linda Barker Collection

Taupe Grey
Pure Collection

WALL PANEL PROFILES

To finish off edges or to join panels in a corner, the appropriate profiles must be used. Use the table to help you select the right profiles for your design.

All vertical profiles are 2.45m long aluminium with 11.5mm depth. The base profile is aluminium, while the wall to floor, and bath/shower tray seal kits are white PVC.

Available Colours

-  Matt Black
-  White
-  Satin
-  Polished
-  Brushed Brass


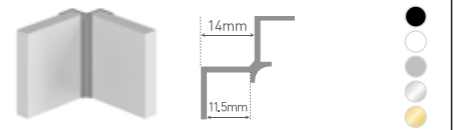
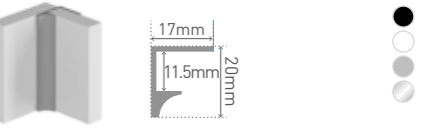
Please note: All 3D drawings are a generic representation of the profile type. Dimensions specific to each range are shown on the line drawings.



Scan to view our profiles online


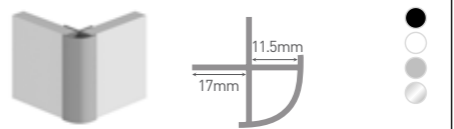
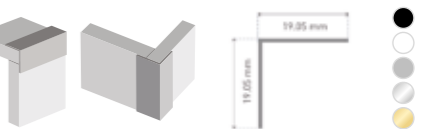
INTERNAL CORNERS (90°)

Used to connect two panels at right angles, such as within shower enclosures, and around baths.

Invisible Corner Type 101 MPIHCML	Internal Corner Type A MPIA	Last Corner Type Y MPIAL
		
<ul style="list-style-type: none"> ✓ No visible aluminium ✓ Seal gap with coloured silicone 	<ul style="list-style-type: none"> ✓ Curved visible fascia ✓ Greatest tolerance for non-square corners 	<ul style="list-style-type: none"> ✓ Curved fascia matches Type A Internal profile ✓ Fits to face of second panel, making recessed areas and the last corner of a whole room easy to fit

EXTERNAL CORNERS (270°)

Used to connect two panels at reflex angles (270°), such as where a recessed shower/bath meet adjacent walls. The Angle profile is also particularly versatile and easy to fit for pipe boxing, window recesses and niche shelving recesses.

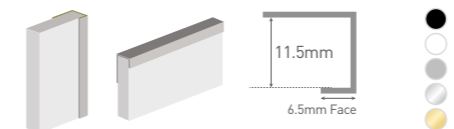


Flush Corner Type 100 MPEX	External Corner Type B MPEA	Angle Profile Type 102 MPAP
		
<ul style="list-style-type: none"> ✓ Versatile profile for use on both internal and external corners ✓ Squared visible fascia as alternative to rounded Type A (internal) and Type B (external). 	<ul style="list-style-type: none"> ✓ Curved visible fascia ✓ Panels slot into both sides of profile 	<ul style="list-style-type: none"> ✓ Squared visible fascia ✓ Fitted over the face/end of two panels

END CAPS

Used to finish off the end of a run of panels. End caps are also an alternative to the angle profile for boxing in and recesses.

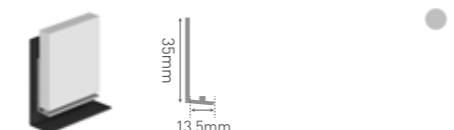


STRAIGHT JOINTS

Used to connect two panels at reflex angles (270°), such as where a recessed shower/bath meet adjacent walls. The Angle profile is also particularly versatile and easy to fit for pipe boxing, window recesses and niche shelving recesses.

End Cap Type C MPEC	Hydrolock	Mid-Joint Type D MPCH
		
<ul style="list-style-type: none"> ✓ Discreet 6mm visible face ✓ Can be used vertically (out-with a shower enclosure) or horizontally (half height panelling out-with the wet area, or splashbacks) 	<ul style="list-style-type: none"> ✓ Discreet interlocking connection between panels, without using a mid-joint profile ✓ Please see P.9 for further information 	<ul style="list-style-type: none"> ✓ Alternative to Hydrolock connection between panels

BASE

At the base of the panel, we offer solutions for wetrooms, as well as over baths/shower trays. The latter is also commonly installed with no base profile, leaving a 3mm gap between the panel and the bath/tray, and filling with silicone sealant.

Base Profile Type X MPBPSA	Floor to Wall Type 103 MPFWFH	Bath/Shower Tray Seal Kit MPSEAL
		
<ul style="list-style-type: none"> ✓ Used in wetrooms, typically 100mm off the floor, with floor covering fitted behind the profile upstand. ✓ Aluminium 	<ul style="list-style-type: none"> ✓ Transition profile for wall panels to sheet vinyl flooring ✓ Permits replacement of flooring without removing wall panels. 	<ul style="list-style-type: none"> ✓ Used over shower tray / bath, to seal the base of the panel, and provided added protection against water ingress behind the tray/bath. ✓ PVC

ACCESSORIES



White Mineral
Tile Collection - Large

INSTALLING OUR PANELS WITH MULTIPANEL ADHESIVE

Multipanel has been designed with easy installation in mind. For the best result we recommend that panels are joined together using our unique Hydrolock® tongue and groove system. Panels using this system can be installed directly onto almost any surface, including uneven walls and over the top of old tiles. Multipanel High Grab Adhesive should be used for a safe and secure fit.

To join panels at a corner and to finish any exposed edges, the appropriate profile should be used. Panels must be completely silicone sealed at all edges using Multipanel sealant, whether they are being attached to profiles, shower enclosures or joined using the Hydrolock® system to ensure a 100% watertight result.

Our Multipanel Light Grey adhesive has been designed to replicate the exact grout colour that is used in our Tile Collection décors.

MULTIPANEL SILICONE SEALANTS

	Light Grey	MPSILLG	Perfect colour match for the Tile Collection grout line
	White	MPSILWH	
	Cream	MPSILCR	
	Dark Grey	MPSILDG	
	Clear	MPSILCL	

MULTIPANEL HIGH GRAB ADHESIVES

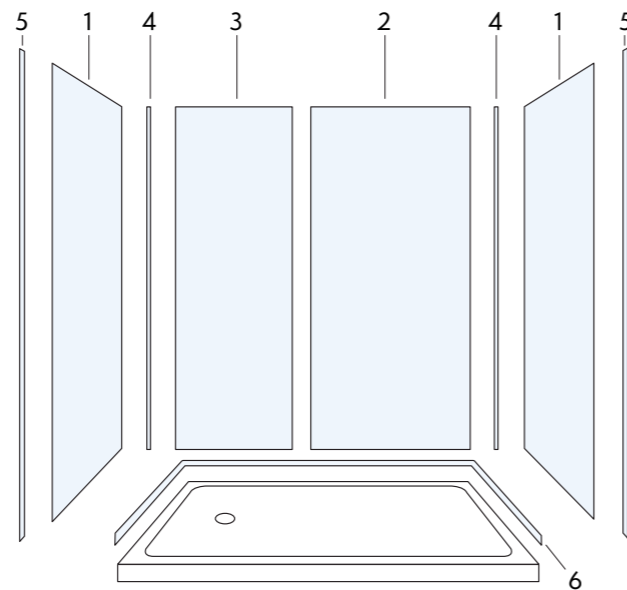
	White	MPADHS	
---	--------------	--------	--

INSTALLATION

EXAMPLE INSTALLATION

The illustration shows a typical installation of a 1800mm x 900mm shower enclosure.

1. 2400 X 900mm Square edge panel x 2
2. 2400 X 1200mm Hydrolock® panel x 1
3. 2400 X 598mm Hydrolock® panel x 1
4. Invisible Corner Profile x 2
5. End cap profile x 2
6. Seal kit x 1
 - Multipanel High Grab Adhesive x 3
 - Multipanel Coloured Silicone Sealant x 1
 - Multipanel Clear Silicone Sealant x 1



INSTALLATION TIPS

- Panels should be installed on the top of shower trays or baths using a Multipanel seal kit
- Match your profile colour to your shower enclosure and shower fittings
- Seal your installation using one of our colour matched sealants (see page 57)
- Carefully measure your area to select the right panel width, choose from 1200mm, 900mm and 598mm (remember, the Hydrolock® joint reduces the finished face by 18mm)
- Panel off cuts can be used behind sinks for a coordinated look. Just ensure you seal all exposed edges with profiles and silicone

For information on how to install our products, please visit multipanel.co.uk/product-literature

LEARN WITH MULTIPANEL

To help support installers, we created Multipanel University, a training programme designed to provide installation guidance and advice on how to install our panels.

Upon completion, you will receive a certificate of qualification and be entered into a prize draw to win a £50 Amazon gift voucher*.



*Terms & Conditions apply, visit multipanel.co.uk/competitions for more information

Sign up at multipanelU.co.uk

WHAT NEXT?

ROOM PLANNER

Visualise our wall panels and flooring in home interior settings to help you plan your next renovation. multipanel.co.uk/visualiser

ORDER SAMPLES

Visit our website to view our bathroom wall panel décors and order samples. multipanel.co.uk/order-samples

FIND AN INSTALLER

Find a Multipanel installer near you who will be able to bring your bathroom ideas to life. multipanel.co.uk/find-an-installer

WHERE TO BUY

Find out where you can buy Multipanel bathroom wall panels. See our products up close in our merchant showrooms and then either order from our in-store or online retailers. multipanel.co.uk/where-to-buy

INSTALLATION GUIDES

For installation guides visit our website. multipanel.co.uk/products/product-literature

VIRTUAL WORLDS

We're also available on Virtual Worlds in a variety of our local merchants.

NATUREPANEL®

Explore our sister brand Naturepanel, the modern alternative to traditional slat wall. Designed with the same spec as Multipanel, Naturepanel is suitable for the bathroom but also the wider home such as living rooms and dining rooms. The Hydrolock joint makes Naturepanel fully compatible with Multipanel, giving the option of multiple finishes in the same interior space!

- Easy to keep clean
- 100% waterproof
- Quick & easy to install
- 30 year warranty

naturepanel.co.uk



Luxurious interiors
inspired by nature



MULTIPANEL®



t. 0131 337 6262
e. info@multipanel.co.uk
w. www.multipanel.co.uk

Multipanel
3 Westfield Avenue
Edinburgh EH11 2QH



GRANT WESTFIELD
TRANSFORMING SPACES SINCE 1881

www.grantwestfield.co.uk

© Norcros Group (Holdings) Ltd 2024. All rights reserved. Multipanel® is a registered trademark of Norcros Group (Holdings) Ltd T/A Grant Westfield.
MPGEN0004-30072024

Please note: the images reproduced in this brochure are within the constraints of the printing process and are not to be used for colour matching purposes. Samples are available from your local showroom or online at multipanel.co.uk.